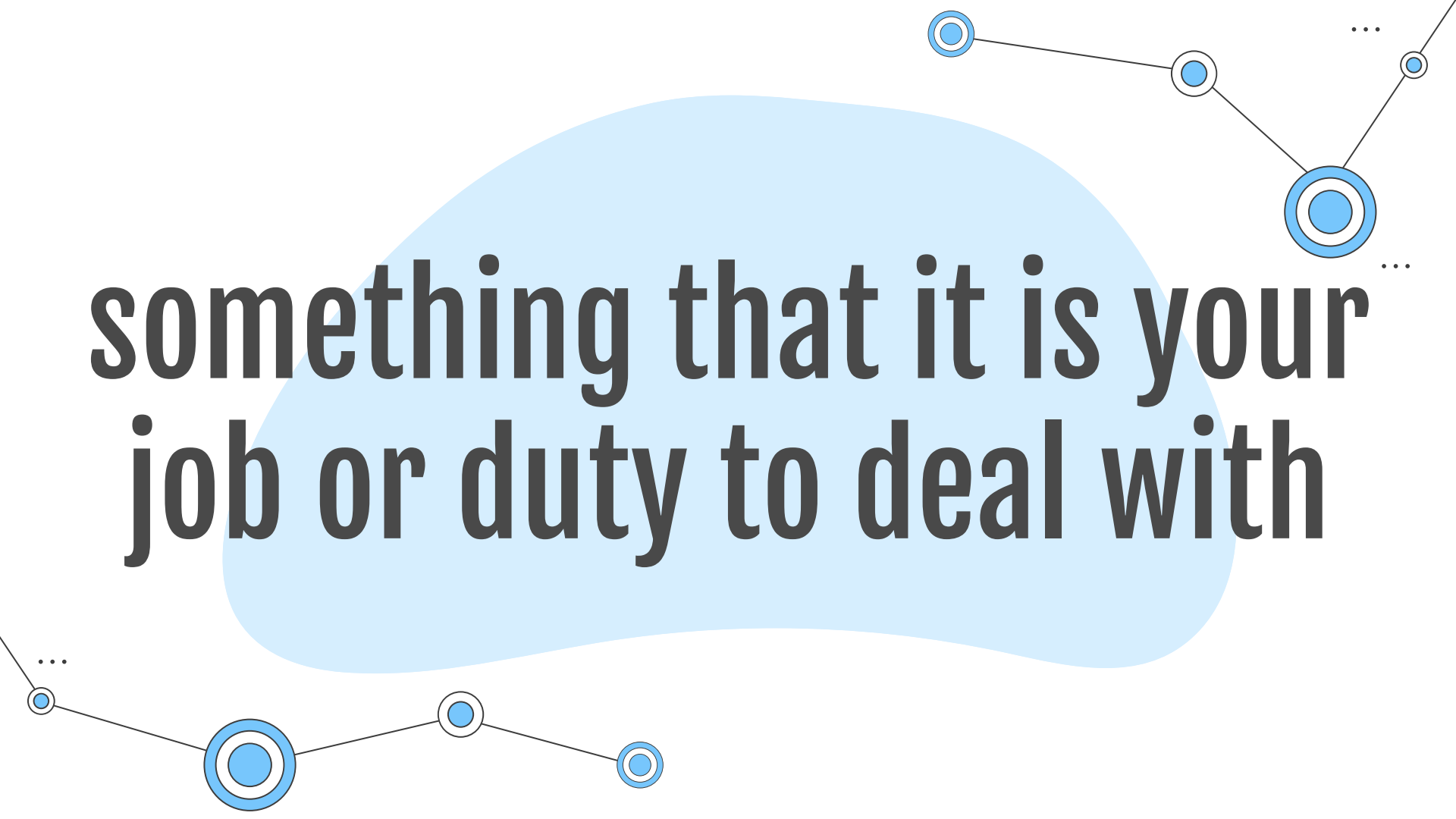


Responsibility

Part 1 - iPads



**something that it is your
job or duty to deal with**

Table of Contents

01
...

You and your iPads

Daily Routines, and Important
Details

02
...


Changes to Processes

What's New in 2025

03
...

DMA Deployment

Reminders






01

You and Your iPads

Daily Routines, and Important Details



Why Do We Have PLDs?





- The PLD Initiative is intended to equip all of you with digital skills.
- These skills are required for you to be future-ready as you navigate an increasingly digitalised world.
- You will own a PLD to support you to develop these digital skills.

Daily Routines and Responsibilities



- **Charge** your iPad the night before
- **Pack** your iPad into your bag
- **Do not leave your iPad unattended**
- **Take care** of your iPad

Damages

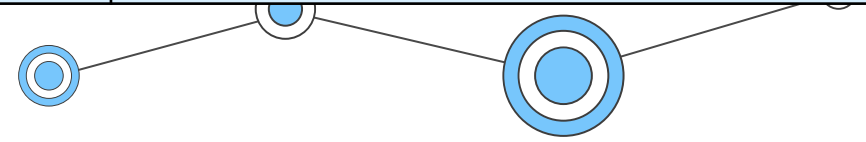




Recap: Warranty and Insurance





Insurance Coverage	Claimable
<ul style="list-style-type: none">● Fire● Lightning● Power Surges● Accidental e.g water spillage, drop etc● Theft due to forcible entry● Robbery <p>* Accidental loss will not be covered by insurance.</p>	<ul style="list-style-type: none">● 2 repairs or 1 replacement claim (3-year insurance)



Consequences



- Expiration of Insurance
 - **Depletion of Edusave**
 - **Full cash payment**
- No device?
 - Returning to school for HBL
 - Lesson experience impacted
 - Hassle of loaning a device
 - "Free" device upon graduation




02 Changes to Processes

What's New in 2025



iPad Loan Process

- Your parent/guardian will be informed of the loan.
- Loan iPad will only be issued after parent/guardian agrees to loan conditions




ICT Troubleshooting Request (1)



ICT Troubleshooting Request

- QR code will be available around school
- Password resets / Fault reporting
- Give the ICT Support Team some time to get back to you

ICT Troubleshooting Request (2)



Troubleshooting @ ICT Service Centre

- Recess / Lunch
- Block D Level 1



03

DMA Deployment

Reminders





DMA and You



The Device Management Application has three components.

Mobile Device Management Service (MDM)

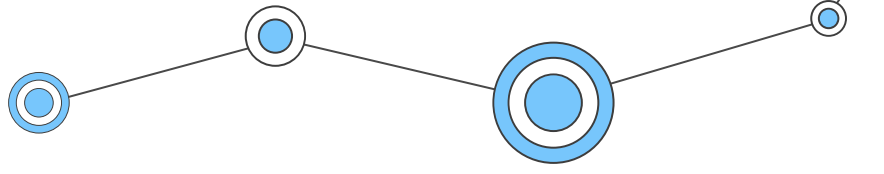
Protects you from harmful online content, and sets helpful limits on the use of the PLD

Classroom Management Service (CMS)

Helps your teacher manage the PLDs during lessons, and to easily share relevant apps, websites and lesson materials

Usage Management Service (UMS)

Allows the installation of relevant apps for learning and helps support device security



Four types of data collected by DMA



Data for DMA Administrative Purposes

i.e., students' and parents'/guardians' information (name, school name, email addresses, class), apps installed and device information



Data for Application Management

i.e., installed apps and programs, date and time the apps and programs were last updated and application error data



Data for Web Content Filtering

i.e., URLs accessed, date and time of access and student profile (name, school name)



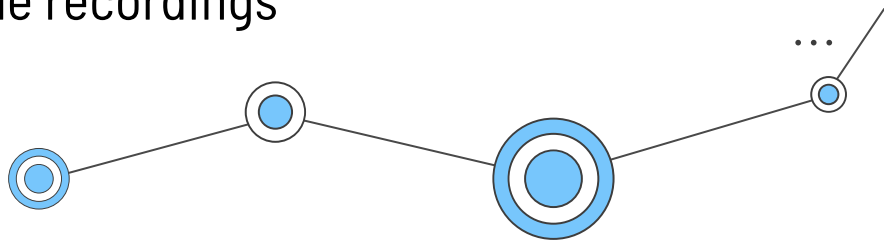
Data for Sharing Students' Screen

i.e., 'live' screen view, screen view will not be stored



...
The DMA does NOT collect any of these data



- Login IDs and passwords entered into websites or into any applications
 - Actions performed (e.g. posts, online comments, items added to a shopping cart, etc.) when visiting websites and using apps
 - Documents and photos stored in the PLD
 - PLD location
 - Webcam videos and microphone recordings
- 



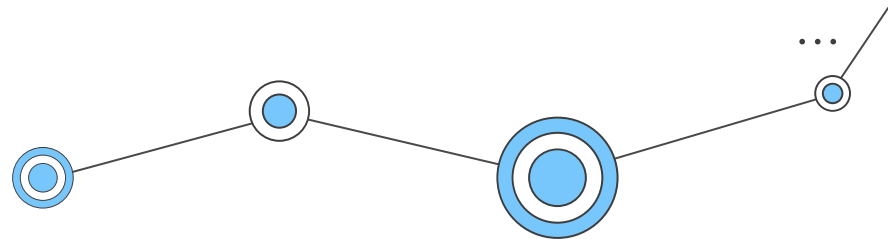
Details for DMA Deployment



Date: **9 Jan 2025**

Venue: **Classrooms**

Time: **3.20pm - 4.10pm**



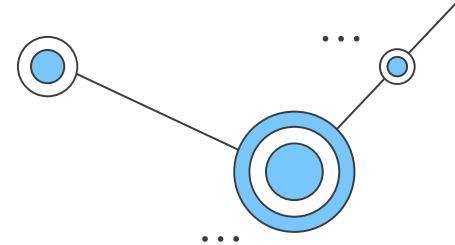
Details for DMA Deployment



Important:

- **Backup** your data the night before
- **Charge** your iPad
- **Install** Updates
- ***Unlink** from Family sharing
- **Bring** it to school

To Summarise



...

iPads and You

You have the responsibility to take good care of it

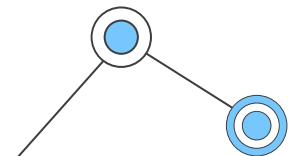
Your School Experience

You are in control of your own experience in school

...

DMA Deployment

Charge and Backup. Unlink if needed.



Thanks!

Do you have any questions?

Mr Nicholas Chua
chua_teck_kwan_nicholas@moe.edu.sg



CREDITS: This presentation template was created by [Slidesgo](#), including icons by [Flaticon](#), infographics & images by [Freepik](#) and illustrations by [Stories](#)

Please keep this slide for attribution

